

Factsheet

CompassPlus - Absolut Dynamic Equity Return

Investment Strategy

The investment strategy, geared towards absolute returns, aims for continuous value appreciation. Preservation of value takes precedence over profit generation. The objective is to achieve sustainable excess returns even during declining market phases.

Key Features

The Compass investment strategy exclusively invests in the US indices SPX and NDX as well as Gold. Based on a quantitative model, the allocations are systematically adjusted to match the risks and opportunities in the prevailing market environment. The average position size typically remains just below 80%.

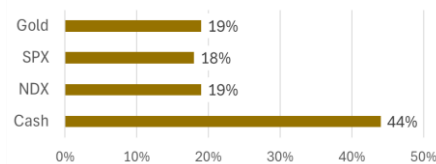
Approach

The investment process of Compass is based on the investment concept ADER (Absolute Dynamic Equity Return). This systematically analyzes the US asset classes of Gold, S&P 500, and Nasdaq-100 on a daily basis using an algorithmic approach to determine the optimal investment.

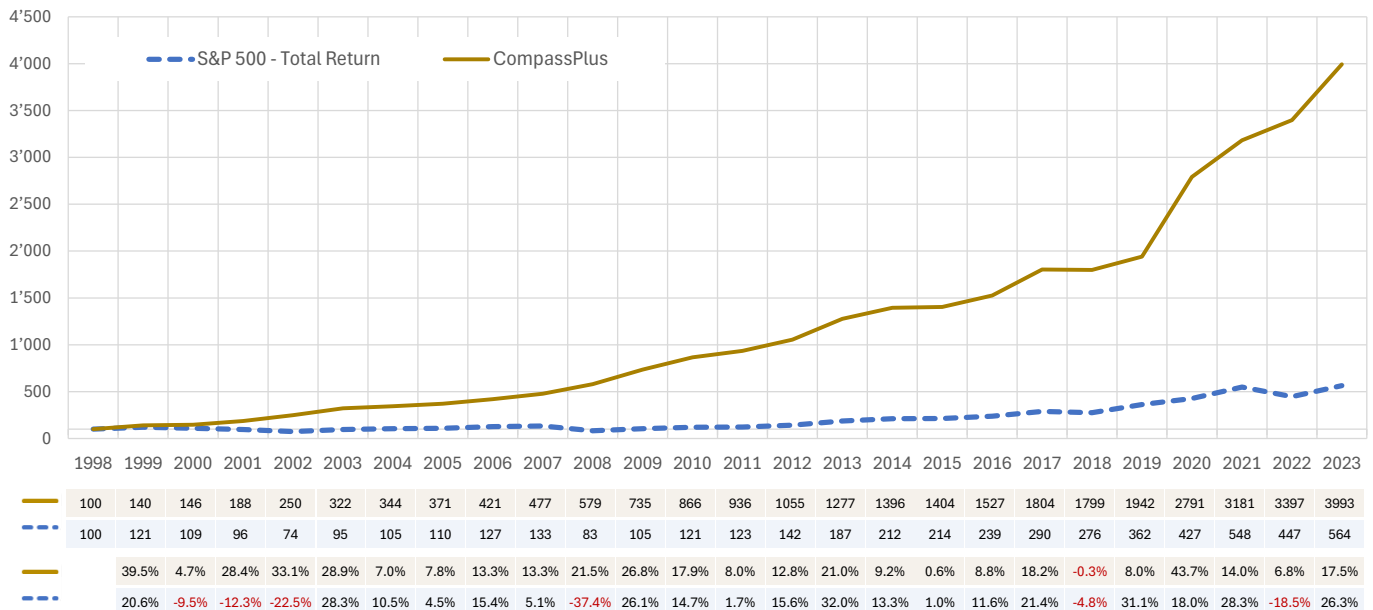
Product Features

Asset Class	Multi-Asset
Currency	USD
Calculation	Reinvested
Rebalancing	p.m.
Management Fee p.a.	0.7%
Performance Fee p.a. *	0%
Subscription/Redemption	0%
Benchmark	S&P 500 - Total Return
Benchmark annual management fee	0.4%

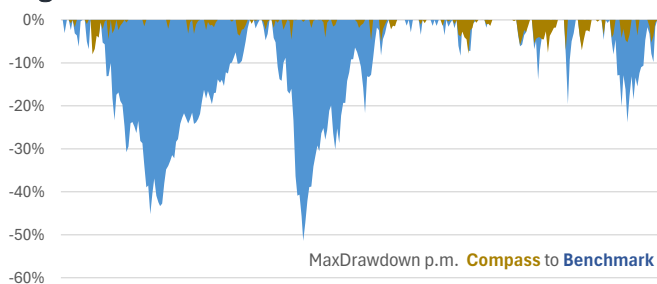
Average exposure per asset class



Indexed Performance (Net Return).



Progress MaxDrawdown



General Metrics

	3	5	10	25
Performance p.a.	12.7%	17.3%	12.1%	15.9%
MaxDrawdown p.d.	-7.6%	-9.7%	-10.6%	-18.6%

Risk Indicators (annualized)

	3	5	10	25
Volatility	8.9%	13.9%	10.9%	9.9%
Beta	1.4	0.3	0.5	0.5
Sharpe Ratio	1.2	1.1	1.0	1.4
Sortino Ratio	2.3	2.8	2.2	3.2
Risk-Free Interest Rate	2.0%	2.0%	1.7%	2.3%

Die Kennziffern wurden auf der Basis stetiger Renditezahlen berechnet.

Disclaimer

SERAINVEST. Brochure, key information for the investor or terms of contract available free at SERAINVEST AG, Rietackerstr. 19, 8472 Seuzach. Investments into the stock market should only take place after thorough study of the documents and after a consultancy of an advisor, since these can lead to very high losses. This information is neither an offer nor an invitation to invest any securities or related financial instruments. Past performance is not a reliable indicator of future results. The performance shown does not take account of any commissions and fees charged on the sale of shares. If the currency of a financial asset or financial service does not match your reference currency, the yield may increase or decrease because of currency fluctuations. This information does not take account of the specific or future investment objectives, nor the tax or financial situation or the individual needs of the individual investor. The information contained in this document is provided without warranty of any kind and is provided for informational purposes only.